


Gamma Label



The Gamma Label is the first UHF Label designed to survive e-beam and gamma sterilization applications. It's extremely low profile and flexible for any non-metallic curved surfaces with up to 3 m read range.

With two size options, it can incorporate human readable printing, barcodes, and graphics.



Global frequency



Printable



Withstand e-beam and gamma sterilization



Long read range off metal



Cost effective label



- Healthcare devices and equipment
- Pharmaceutical & biotech processing equipment
- Food

[LEARN MORE >](#)

Performance Characteristics

Read range ¹ (Handheld)	Up to 6.5 ft (2 m)
Read range ¹ (Fixed)	Up to 9.8 ft (3 m)
Polarization	Linear
Mounting system	High performance adhesive

1. Off metal

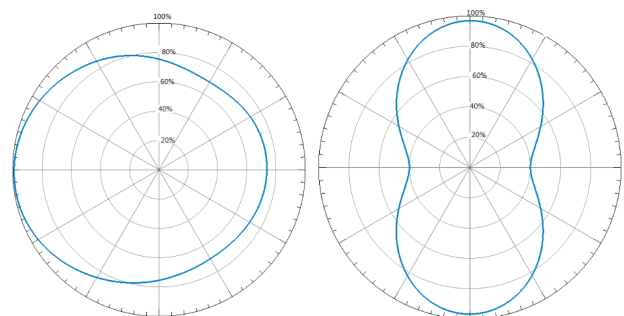
Functional Specifications

RF protocol	EPC global Class 1 Gen2
Frequency	902-928 , 865-868 MHz (Global)
IC type (chip) ¹	MB97R8050-AP15-ES
Memory	160-bit EPC, 176-bit serialized TID
Face material	White thermal transfer face stock

1. The chip data retention is up to 50 years, based on chip operating under general environment conditions.

Radiation Pattern

Off metal-Horizontal / Vertical



Environmental Specifications

Operational temperature	-40°C to +85°C
Survival temperature	-40°C to +85°C (long term)
Resistance compliance	Gamma, E-beam sterilization
Shock (drop)	3 ft (1 m) to concrete/granite
Vibration	MIL-STD-810G
Printer compatibility	Sato CL4NX, CT4-ex-RF Zebra ZD500R, ZT600, ZT400

Industry Compliance

RoHS	EU Directive 2011/65/EU
CE	Yes
ATEX/IECEX	Compliant
Warranty	1 year

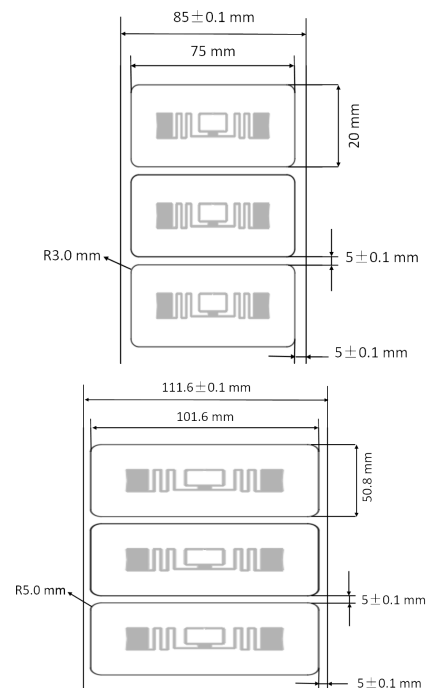
Order Information

X6101-GL011-F1	Gamma Label (75 x 20)
X6201-GL011-F1	Gamma Label (101.6 x 50.8)
Optional service	encoding / printing



Product Dimensions and Weight

Dimensions (in)	2.95 x 0.79 x 0.008 4.0 x 2.0 x 0.008
Tolerance	+/- 0.02
Dimensions (mm)	75 x 20 x 0.2 101.6 x 50.8 x 0.2
Tolerance	+/- 0.5
Delivery format	On roll
Quantity per roll (small)	1000
Quantity per roll (large)	2000
Weight (roll)	2.54 lbs (1.15kg)



Installation Instructions

Instructions for optimal performances:

1. Clean the surface using Isopropyl alcohol, alcohol pad or equivalent solvent to ensure surface is free from dirt, dust, oil and misc, debris that may affect adhesion.
2. Handle the label by edges, peel release liner from back ensuring not to touch the adhesive.
3. Place the label in desired tagging location and firmly apply even pressure to the label for 5 seconds.
4. Do not disturb newly mounted label for at least 15 minutes to ensure proper adhesive seating.

About Xerafy

Xerafy designs and manufactures the world's toughest RFID tags to power Industrial IoT applications in Aerospace, Oil & Gas, Automotive, Healthcare and Manufacturing.

For Product inquiries: sales@xerafy.com
Singapore | China | US | UK

[GO TO WEBSITE >](#)